

TORO A Range			TORO A-102/C	TORO A-101/C
Number of sections			3	2
Maximum load			170 kg 375 lb	170 kg 375 lb
Weight			85 kg 187 lb	73 kg 161 lb
STOWED				
Height	A		175 cm 5 ft 9 in	175 cm 5 ft 9 in
Length	B		64 cm 2 ft 1 in	64 cm 2 ft 1 in
Width	C		64 cm 2 ft 1 in	64 cm 2 ft 1 in
WORKING MEASUREMENTS				
Maximum height	Forks up	D ₁	410 cm 13 ft 5.5 in	290 cm 9 ft 6 in
	Forks down	D ₂	380 cm 12 ft 5.5 in	265 cm 8 ft 8 in
Length		E	130 cm 4 ft 3 in	130 cm 4 ft 3 in
Width	Maximum	F _{MAX}	82 cm 2 ft 8 in	82 cm 2 ft 8 in
	Minimum	F _{min}	64 cm 2 ft 1 in	64 cm 2 ft 1 in
Leg height		G	19.5 cm 7.5 in	19.5 cm 7.5 in
Load height		H	32 cm 1 ft 0.5 in	32 cm 1 ft 0.5 in
FORKS				
Length		I	66 cm 2 ft 2 in	66 cm 2 ft 2 in
Maximum width		J _{MAX}	42.5 cm 1 ft 4.5 in	42.5 cm 1 ft 4.5 in
Minimum width		J _{min}	30 cm 12 in	30 cm 12 in

TORO A-Range

Material Lifts



	TORO A-101/C	TORO A-102/C
↑	2,90 m 9 ft 6 in	4,10 m 13 ft 5.5 in
↕ kg	170 kg 375 lb	170 kg 375 lb
↓	1,75 m 5 ft 9 in	1,75 m 5 ft 9 in
kg	73 Kg 161 lb	85 Kg 187 lb

TORO MATERIAL LIFTS ARE EQUIPPED WITH TWO SAFETY SYSTEMS



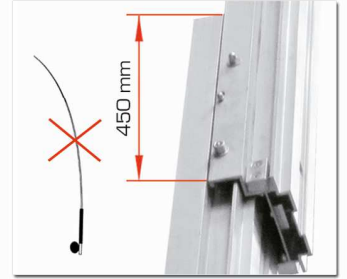
Auto-brake winches.
CE Machinery Directives




Internal Pendulum
Brake System (IPB)



Mast Section Unblocking
System (MSU)



More mast overlap.
Prevent fishing rod effect



Adjustable manoeuvring handles
with wheels.



Reinforced forks included.
(Detachable). Reversible &
Adjustable design.



2 Stabiliser braces
for greater lift stability.



Adjustable mast blocking
system for horizontal
transportation.




Adjustable base



Large wheels for easy
manoeuvring



COMPACT DESIGNS



HRT HORQUILLAS FORK



INCLUIDAS INCLUDED

ACT-01 DISEÑO CURVO PIPE CRADLE



ACT-04 PLATAFORMA LOAD PLATFORM



ACT-04/M
Madera
Plywood

Aluminio
Aluminium

***ACT-02** PROLONGADORES FORK EXTENSIONS




***ACT-05** PLUMA CON GANCHO LOAD HOOK ARM




ACT-06 PERSIANAS Y PUERTAS ENROLLABLES ROLLER DOOR & WINDOW SHUTTERS




ACT-07 ADAPTADOR PARA ILUMINACIÓN FLOOD LIGHT ADAPTOR



***ACT-08** PLUMA CON 5 POSICIONES 5-POSITION BOOM ARM



***ACT-09** EXPANSOR DE HORQUILLAS FORK WIDENER



CONTRAPESOS Y BANDEJA COUNTERWEIGHTS & HOLDER



***CB-01**




***CW-01/20**
20 KG



SISTEMA DE ELEVACIÓN ELÉCTRICO ELECTRIC LIFTING SYSTEM

*** ELECTRIC**

2 Sistemas en 1 - Manual y Eléctrico
Práctico sistema que permite elevar la carga de manera eléctrica.
2 Systems in 1 - Manual & Electric
Practical system that allows you to raise the load electrically.



*Adaptador no válido para elevadores TORO Serie A

*This adaptor is not suitable for the A-Range towers.

Ref. ACT-08

Ref. ACT-10



VIDRIO
GLASS



CUBRECABLES PARA LOS ELEVADORES TORO CABLE COVER FOR **TORO** LIFTERS



Ref. **CBC**

APPLICATIONS

GUIL manufactures a wide range of innovative material lifts, adapters and accessories designed to cover the needs for a large variety of applications:

| HVAC

| GLASS

| AWNINGS & SHELTERS

| ROLLER SHUTTERS & BLINDS

| INSTALLATIONS


| MAINTENANCE WORK

| PIPING & DUCTS


| METALWORK

| CARPENTRY

| EXHIBITION STANDS



CHOOSE A MODEL & LIFT YOUR LOAD



MADE IN SPAIN
www.guil-lifters.com



P.I. La Creu C/ Ismael Tomás Alacreu, 28-30 - CP 46250 L'Alcúdia (Valencia) SPAIN
Fax +34 962540833 Tel +34 962996500 info@guil.es

GUIL - YOUR EUROPEAN LIFTING TOWER MANUFACTURER

