



GUIL[®]
www.guil.es

LIFTERS

FOR **AWNINGS**
PERGOLAS

MATERIAL LIFTERS FOR AWNINGS & PERGOLAS



GUIL is a national company that specialises in the manufacture of manual **MATERIAL LIFTERS** and their accessories, particularly those used in the installation and set-up of **AWNINGS and PERGOLAS**, which allow installation time to be reduced, with the consequent gain in productivity, and worker safety to be increased during set-up.

Since the company was founded, in **1983**, we have been continuously increasing our range to satisfy the needs of the sector, developing very compact models that allow awning or pergola set-ups to be carried out even in reduced spaces.



www.guil.es

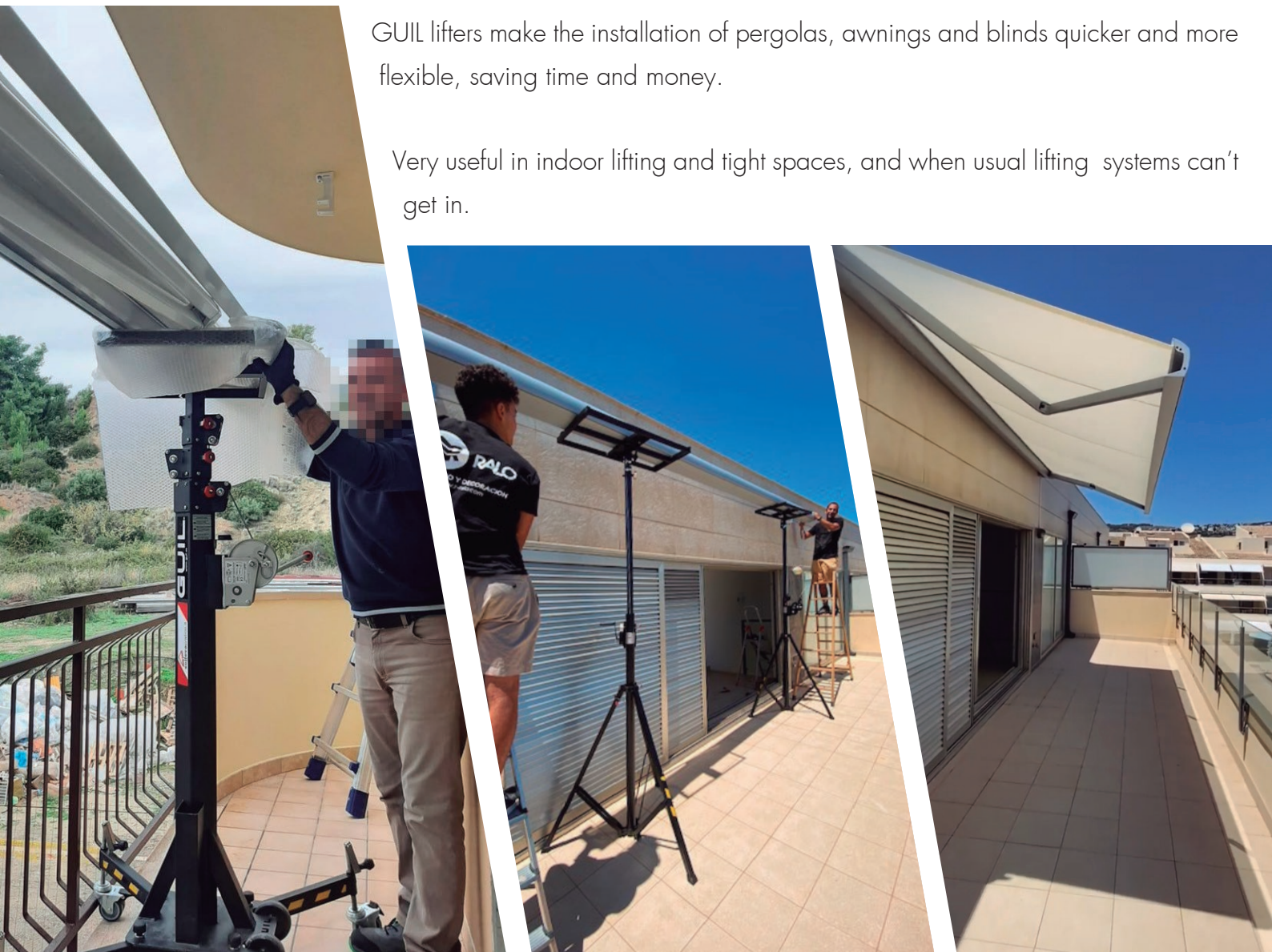
P.I. La Creu C/ Ismael Tomás Alacreu, 28-30 46250 - L'Alcúdia (Valencia) SPAIN Tel. +34 962996500 - info@guil.es



The ultimate solution to install **AWNINGS, PERGOLAS, SUNROOMS...**

GUIL lifters make the installation of pergolas, awnings and blinds quicker and more flexible, saving time and money.

Very useful in indoor lifting and tight spaces, and when usual lifting systems can't get in.



www.guil.es

P.I. La Creu C/ Ismael Tomás Alacreu, 28-30 46250 - L'Alcúdia (Valencia) SPAIN Tel. +34 962996500 - info@guil.es



SMALL FOOTPRINT FOR INSTALLATIONS ON BALCONIES OR SIMILAR REDUCED SPACES

Awnings, pergolas, sun-rooms, etc, are different products, but share a common need during their installation: long, though perhaps not excessively heavy, elements have to be lifted and held in place to be fastened in position.

► EFFICIENCY & PRODUCTIVITY

Awnings can be a complication before you even get to the workplace: taking a 4- or 5-metre awning up the stairs is almost impossible. But with a GUIL lifter, you can lift the awning from the ground straight to the balcony where it will be installed.



www.guil.es



Once all your material is ready and awaiting assembly, your GUIL lifter will lift your awning, or pergola or sun-room beam, to the height where you need it, and hold it there while you fasten it in place from the comfort of your step-ladder. No sweating to lift the part by hand, just wind the winch and let the lifter take the strain. With GUIL, your work is quicker and more productive.



GUIL have a wide range of lifters to lift items of many shapes
You're sure to find the one you need!

www.guil.es

P.I. La Creu C/ Ismael Tomás Alacreu, 28-30 46250 - L'Alcúdia (Valencia) SPAIN Tel. +34 962996500 - info@guil.es



MAXIMUM PRODUCTIVITY SAVE TIME AND COST

► SAFETY & QUALITY

It's not just quicker with GUIL lifters: it's safer, too. Our devices minimise risks at work, doing the lifting and holding work in awning and pergola assembly that would otherwise be done by hand while climbing a ladder. By using GUIL, you are protecting everybody involved in the installation.

The reliability and safety of our lifters is ensured by components such as the auto-brake winch, emergency mast brake, and GUIL's own mast unblocking system, which prevent workers near the load suffering any harm even in the unlikely event of the cable breaking.



www.guil.es

P.I. La Creu C/ Ismael Tomás Alacreu, 28-30 46250 - L'Alcúdia (Valencia) SPAIN Tel. +34 962996500 - info@guil.es

► LIGHT & COMPACT

A GUIL lifter can be set up in reduced spaces, allowing you to use it in places where other lifters are too large to set up, or cannot even be taken to. Many balconies or terraces have tight corners where the lifter must stand when assembling an awning or sun-room, and GUIL will allow you to work there more easily.

The lifters are also easy to transport in a van, due to their compact dimensions, and setting up a TORO machine as a counterbalance lifter will allow it to be taken to the edge of a platform to lift the beams and other items for a pergola or sun-room.



► WIDE RANGE

Awning and pergola installation can require any of our 30 models of lifter, from the ELC-700, able to lift 85 kg to 3.30 m, to the TORO D range, which can almost all lift over 400 kg to a maximum height of up to 8 m.

Many professionals have at least two models, one (an ELC-720, for example) for smaller jobs and another (such as a TORO B-202/C), which allows the load for more substantial projects to be lifted from floor level.

The wide assortment of adaptors offered by GUIL will enable you to look through and decide which of them will most closely correspond to your needs, in both the ELC and the TORO series. With so much to choose from, you're sure to find just what you're looking for.

GUIL, TU FABRICANTE DE ELEVADORES GUIL, YOUR MATERIAL LIFTER MANUFACTURER



GUIL OFRECE

Nuestra Experiencia Desde 1983



40 años en el campo de la elevación de carga nos avalan. Nuestra máxima es la de superarnos día a día, garantizando la fabricación del mejor producto con la más alta calidad.

Productos Certificados



Todos nuestros Elevadores cumplen con los más altos estándares de seguridad, superando las expectativas de nuestros clientes y cumpliendo con las directivas europeas más exigentes.

Our experience. Since 1983



Backed up by 40 years in the field of lifting and maintenance. We have always strived to surpass ourselves every day, ensuring that we manufacture the best products with the highest quality.

Certified Products



All our Lifters comply with the market's most demanding regulations and standards, exceeding our customers' expectations and observing the most demanding European directives.

A la vanguardia en Diseño y Tecnología



Contamos con los equipos más innovadores para el desarrollo y la fabricación de nuestros Elevadores, siempre pensando en las necesidades del mercado.

Cooperación y Flexibilidad



Nuestro equipo técnico está siempre dispuesto a ayudarles en la elección de los Elevadores y accesorios que mejor se ajusten a sus necesidades.

Pioneers in Design and Technology



We have the most advanced machines available for the development and manufacture of our Material Lifts, and are constantly focused on the needs of the market.

Cooperation and Flexibility



Our specialised team will always be ready to help you choose the Lifters and accessories that best suit your needs.

Calidad 100% Garantizada



En la fabricación de nuestros Elevadores utilizamos materias primas y componentes de la más alta calidad. En GUIL consideramos que la Seguridad es lo más importante.

Servicio y Compromiso



Nuestros clientes están en el centro de todo lo que hacemos. Nos volcamos por completo en su atención, transmitiéndoles la pasión por lo que hacemos y el orgullo de nuestra marca.

Quality 100% Guaranteed



We use the highest-quality raw materials and components to manufacture our Lifting Towers and their accessories. At GUIL we believe that Safety is the maximum priority.

Service and Commitment



Our customers are at the center of all what we do. We are fully at your service, transmitting to you the passion for what we do and how proud we are of our brand.

¿A qué altura necesitas llegar? ¿Cuánto peso necesitas elevar?
Elige el modelo de elevador GUIL que más se adapta a tus necesidades

How high do you need to go? How much do you need to lift?
Which GUIL lifter can help you best?

ELEVADORES DE CARGA

ELC

MATERIAL LIFTERS



ELC-700



ELC-710



ELC-720/I



ELC-730/R

ELC	Altura Máx. Max. Height	Carga Máx. Max. Load	Altura Plegada Stowed Height	Peso Neto Net Weight
ELC-700	3,30 m 130 in	85 kg 187 lb	1,70 m 67 in	13 kg 29 lb
ELC-710	4,00 m 157 in	100 kg 220 lb	1,65 m 65 in	20,5 kg 45 lb
ELC-720/I	3,50 m 138 in	125 kg 276 lb	1,35 m 53 in	23,5 kg 52 lb
ELC-730/R	4,58 m 180 in	125 kg 276 lb	1,45 m 57 in	37 kg 82 lb



ELC-725



ELC-750



ELC-770



ELC-780

ELC	Altura Máx. Max. Height	Carga Máx. Max. Load	Altura Plegada Stowed Height	Peso Neto Net Weight
ELC-725	3,94 m 155 in	125 kg 276 lb	1,32 m 52 in	47 kg 104 lb
ELC-750	4,50 m 177 in	150 kg 331 lb	1,53 m 60 in	49 kg 108 lb
ELC-770	5,20 m 205 in	250 kg 551 lb	1,75 m 69 in	89 kg 196 lb
ELC-780	5,20 m 205 in	280 kg 617 lb	1,75 m 69 in	89 kg 196 lb

ADAPTADORES



ADAPTORS



BC-02

800 x 400 mm

BC-06

450 x 450 mm

Aluminio
Aluminium

BC-09

800 x 400 mm

TOLDOS

AWNING

BC-11

BANDEJAS DE CARGA PLEGABLES

LOAD TRAYS (FOLDING DESIGN)

BC-05




740 x 435 x 140 mm

Medidas Plegada:
Folded Dimensions:
450 x 435 x 150 mm



Aluminio Aluminium

BC-07



450 x 435 x 140 mm

Medidas Plegada:
Folded Dimensions:
450 x 230 x 150 mm



Aluminio Aluminium

RUEDAS PARA ELEVADORES

WHEELS FOR MATERIAL LIFTERS



RD-02

Para / For Ref. ELC-730/R
(Ø 170 mm)



R-720

Juego de 4 Ruedas
Set of 4 leg adaptors
Para / For Ref. ELC-720



R2-710

Juego de 3 Ruedas
Set of 3 leg adaptors
Para / For Ref. ELC-710

PIQUETAS GROUND FIXINGS

CPS-01

Juego de 3 Calzos
Set of 3 leg adaptors
Para ELC-710/ For ELC-710



CPS-02

Juego de 4 Calzos
Set of 4 leg adaptors
Para ELC-720/ For ELC-720

CARGAS CURVAS PIPE CRADLE



CV-10

ILUMINACIÓN FLOOD-LIGHT ADAPTORS

FCA-04



FCA-06



ACT-07

PARA CARPAS FOR MARQUEES

ADT-100





TORO Serie A TORO A-Range	Altura Máxima Max. Height	Carga Maxima Max. Load	Altura Plegada Stowed Height	Peso Neto Net Weight
TORO A-100/C	4,00 m 157 in	200 kg 441 lb	1,25 m 49 in	65 kg 143 lb
TORO A-101/C	2,90 m 114 in	170 kg 375 lb	1,75 m 69 in	67 kg 149 lb
TORO A-102/C	4,10 m 161 in	150 kg 331 lb	1,75 m 69 in	77 kg 171 lb

TORO Serie B TORO B-Range	Altura Máxima Max. Height	Carga Maxima Max. Load	Altura Plegada Stowed Height	Peso Neto Net Weight
TORO B-201 PLUS	5,10 m 201 in	250 kg 551 lb	1,97 m 78 in	124 kg 273 lb
TORO B-201/C	4,00 m 157 in	250 kg 551 lb	1,68 m 66 in	114 kg 251 lb
TORO B-202 PLUS	6,60 m 260 in	230 kg 507 lb	1,97 m 78 in	140 kg 309 lb
TORO B-202/C	5,15 m 203 in	230 kg 507 lb	1,68 m 66 in	124 kg 273 lb
TORO B-203/C	6,30 m 248 in	220 kg 485 lb	1,68 m 66 in	134 kg 295 lb

TORO Serie C TORO C-Range	Altura Máxima Max. Height	Carga Maxima Max. Load	Altura Plegada Stowed Height	Peso Neto Net Weight
TORO C-301/C	3,85 m 152 in	350 kg 772 lb	1,61 m 63 in	153 kg 337 lb
TORO C-302/C	5,00 m 197 in	330 kg 727 lb	1,61 m 63 in	166 kg 366 lb
TORO C-303	5,00 m 197 in	350 kg 772 lb	1,99 m 78 in	160 kg 353 lb
TORO C-304/C	6,00 m 236 in	320 kg 705 lb	1,61 m 63 in	180 kg 397 lb
TORO C-305	6,50 m 256 in	320 kg 705 lb	1,99 m 78 in	178 kg 392 lb
TORO C-306	8,00 m 315 in	300 kg 661 lb	1,99 m 78 in	195 kg 430 lb

TORO Serie D TORO D-Range	Altura Máxima Max. Height	Carga Maxima Max. Load	Altura Plegada Stowed Height	Peso Neto Net Weight
TORO D-401	3,55 m 140 in	440 kg 970 lb	1,99 m 78 in	152 kg 335 lb
TORO D-402/C	3,85 m 152 in	420 kg 926 lb	1,61 m 63 in	162 kg 357 lb
TORO D-403/C	5,00 m 197 in	400 kg 882 lb	1,61 m 63 in	178 kg 392 lb
TORO D-404	5,00 m 197 in	420 kg 926 lb	1,99 m 78 in	171 kg 377 lb
TORO D-405/C	6,00 m 236 in	350 kg 772 lb	1,61 m 63 in	194 kg 428 lb
TORO D-406	6,50 m 256 in	400 kg 882 lb	1,99 m 78 in	190 kg 419 lb
TORO D-407	8,00 m 315 in	350 kg 772 lb	1,99 m 78 in	207 kg 456 lb

TORO Serie E TORO E-Range	Altura Máxima Max. Height	Carga Maxima Max. Load	Altura Plegada Stowed Height	Peso Neto Net Weight
TORO E-501/C	3,45 m 136 in	200 kg 441 lb	1,61 m 63 in	120 kg 254 lb


HRT HORQUILLAS FORK



ACT-01 DISEÑO CURVO PIPE CRADLE



ACT-04 PLATAFORMA LOAD PLATFORM



*ACT-02 PROLONGADORES FORK EXTENSIONS



*ACT-05 PLUMA CON GANCHO LOAD HOOK ARM




ACT-06 PERSIANAS Y PUERTAS ENROLLABLES
ROLLER DOOR & WINDOW SHUTTERS




ACT-07 ADAPTADOR PARA ILUMINACIÓN
FLOOD LIGHT ADAPTOR



*ACT-08 PLUMA CON 5 POSICIONES
5-POSITION BOOM ARM



*ACT-09 EXPANSOR DE HORQUILLAS FORK WIDENER




CONTRAPESOS Y BANDEJA
COUNTERWEIGHTS & HOLDER



SISTEMA DE ELEVACIÓN ELÉCTRICO
ELECTRIC LIFTING SYSTEM

***ELECTRIC**

2 Sistemas en 1 - Manual y Eléctrico
Práctico sistema que permite elevar la carga de manera eléctrica.
2 Systems in 1 - Manual & Electric
Practical system that allows you to raise the load electrically.



*Adaptador no válido para elevadores TORO Serie A

*This adaptor is not suitable for the A-Range towers.

Gracias a la amplia gama de modelos, adaptadores y accesorios, nuestros elevadores se utilizan en multitud de sectores, gozando de un gran reconocimiento mundial por su alta calidad y resistencia

Thanks to the wide range of models, adaptors and accessories, our lifting towers are used in many fields, and are acknowledged worldwide for their high quality and durability

Múltiples APLICACIONES:

Multiple APPLICATIONS:

► TOLDOS Y PÉRGOLAS

► AWNINGS & PERGOLAS

- ▮ CLIMATIZACIÓN
- ▮ VIDRIO
- ▮ CONSTRUCCIÓN
- ▮ INSTALACIONES Y MANTENIMIENTO
- ▮ ALMACENAMIENTO Y LÓGISTICA
- ▮ CERRAJERÍA Y CARPINTERIA
- ▮ RECINTOS FERIALES
- ▮ PERSIANAS ENROLLABLES
- ▮ RÓTULOS Y SEÑALIZACIÓN

- ▮ HVAC
- ▮ GLASS
- ▮ CONSTRUCTION
- ▮ INSTALLATIONS & MAINTENANCE WORK
- ▮ STORAGE & WAREHOUSING
- ▮ METALWORK & CARPENTRY
- ▮ EXHIBITION STANDS
- ▮ ROLLER SHUTTERS & BLINDS
- ▮ SIGNS & ADVERTS



ELEVADORES GUIL

La Solución para los
INSTALADORES




GUIL's LIFTERS

The ultimate Solution for **INSTALLERS**



ELIGE UN MODELO Y ELEVA TU CARGA
CHOOSE A MODEL AND LIFT YOUR LOAD



CLIMATIZACIÓN
HVAC



TOLDOS
PERSIANAS
PÉRGOLAS
AWNINGS
ROLLING DOORS
PERGOLAS



VIDRIO
GLASS



CONSTRUCCIÓN
CONSTRUCTION



ALMACENAJE
Y LOGÍSTICA
STORAGE &
LOGISTICS



OTROS USOS
OTHER USES





**THE BEST LIFTERS
FOR THE BEST PROFESSIONALS**



P.I. La Creu C/ Ismael Tomás Alacreu, 28-30

46250 - L'Alcúdia (Valencia) SPAIN

Tel. +34 962996500 - info@guil.es

www.guil-lifters.com

www.elevadoresdecarga.es



**QUALITY
GUARANTEED**